



*Elegance Carved in Every Stone*

## The Navkar Legacy

At **Navkar Stone**, we excel in providing high-quality sandstones and all types of natural stone, offering durable and elegant solutions for diverse construction and design applications. Driven by a passion for excellence, we source and shape stones that blend natural resilience with timeless aesthetics, ensuring reliability and visual appeal in every creation. Guided by values of quality, integrity, and innovation, Navkar Stone is not just a supplier but a trusted partner in crafting solid foundations and iconic designs. Our expertise in basalt and cobalt enables us to cater to industries ranging from infrastructure and landscaping to artistic installations, fulfilling the distinct needs of architects, builders, and designers globally. With a strong focus on sustainability and ethical practices, we emphasize responsible sourcing and processing, preserving nature's legacy while shaping the future. At Navkar Stone, we bring you **"Strength in Every Stone"**, setting new standards in the natural stone industry. Let us collaborate to transform your vision into reality, one stone at a time.

## Crafted by Navkar



## PRODUCT FORMS

We offer natural stones in a variety of forms to meet your needs.



**Blocks**




**Slabs**



**Steps**



**Walling**



**Tiles**



**Cobbles**



**Stepping Stones**



**Pebbles**



**Chips**

## STONE TEXTURE

### Top Surface

We provide stones in a wide range of finishes, allowing you to select the perfect option to match your desired appearance, texture, and application. In addition to classic and proven finishes, our passion for innovation has driven us to create unique, cutting-edge finishes that transform the stones into something extraordinary.

### Bottom Surface

The base of the stone is available in various formats, tailored to suit different processing methods. You can choose the ideal option based on the specific purpose or application requirements.



Natural/Riven

Stone blocks are ripped with the help of a hammer and chisel along their line of cleavage to reveal the natural grain & texture. This finish gives an undulating surface, showcasing its unique character.



Sawn

The sawn/machine cut finish is created in stone with the help of diamond disc teeth. The resultant finish has a regular surface which may have small undulations and furrows which are not visible, but can be felt with touch. Sawn cut stone slabs or tiles offer a uniform thickness.



Honed/Polished


The surface of the naturally finished stone is buffed with a series of abrasive tools to make it flat, smooth and consistent, and with considerably decreased porosity. The sheen and degree of smoothness remain permanent as the result is achieved through natural buffing and not through chemical coating.



This finish is achieved through blasting silica sand repeatedly against the material through an airgun, thus creating small craters on the surface. The color of the stone is also highlighted along with the smooth abrasion. The treatment can be done on any surface, be it natural, sawn or honed.



This finish is created by emitting a high-speed flame over the stone surface. The temperature shock causes the eruption of the grains on the surface, and the surface becomes rugged and irregular with no sharp edges. The colors of the flamed stone are usually less intense and more toned down than the colors of polished stone.



Extra material is removed with a stone calibration machine. With the right blade, grooves are created to maintain thickness and form this texture. This texture is used only on the bottom surface.



Brushing the stone surface with hard bristles gives it a smooth textured finish. Through this process, the color of the stone also gets enhanced.




This finish is created by hitting the material manually or mechanically with a masonry tool called a bush hammer. Bush hammering generates uniformly distributed craters of different sizes over the surface, resembling naturally weathered rock.



This finish is achieved by manually chiseling out the edges of the stone with controlled blows. The mushroom finish gives stone a distinctive rustic appearance, with relief and irregularities.







**ANTIQUE**



**POLISHED**




**RIVER WASHED**




**LEATHER**



**BUSH**





**BRUSHED**

**NATURAL**

**LEATHER**

**MIRROR**






**BRUSHED**

**NATURAL**

**LEATHER**

**MIRROR**






**BRUSHED**

**NATURAL**

**LEATHER**

**MIRROR**






**BRUSHED**

**NATURAL**

**LEATHER**

**MIRROR**






**BRUSHED**

**NATURAL**

**LEATHER**

**MIRROR**





**BRUSHED**



**NATURAL**




**LEATHER**




**MIRROR**





**BRUSHED**

A rectangular sample of a brushed texture, showing a light beige color with a fine, directional grain and some subtle creases.


**NATURAL**

A rectangular sample of a natural texture, appearing as a smooth, uniform light beige surface with a very fine, consistent grain.


**LEATHER**

A rectangular sample of a leather texture, featuring a light beige color with a pronounced, irregular grain and some darker, natural-looking markings.

**MIRROR**

A rectangular sample of a mirror texture, which is a smooth, uniform light beige surface with a very fine, consistent grain, similar to the natural texture but with a slightly different grain pattern.






**BRUSHED**

**NATURAL**

**LEATHER**

**MIRROR**







**BRUSHED**

**NATURAL**

**LEATHER**

**MIRROR**








**BRUSHED**

**LEATHER**

**MIRROR**









**BRUSHED**

**NATURAL**

**LEATHER**

**MIRROR**






**BRUSHED**

**NATURAL**

**LEATHER**

**MIRROR**





**BRUSHED**

**NATURAL**


**LEATHER**

**MIRROR**










**BRUSHED**

A horizontal rectangular panel showing a brushed metal texture. The surface has fine, parallel lines and a warm, golden-brown color with some darker and lighter variations, giving it a metallic sheen.


**NATURAL**

A horizontal rectangular panel showing a natural wood texture. The grain is vertical and slightly irregular, with a warm, golden-brown color and some darker, reddish-brown streaks.


**LEATHER**

A horizontal rectangular panel showing a leather texture. The surface is smooth with a fine, irregular grain and a warm, golden-brown color with some darker, reddish-brown streaks.


**MIRROR**

A horizontal rectangular panel showing a mirror texture. The surface is smooth and reflective, with a warm, golden-brown color and some darker, reddish-brown streaks.






**BRUSHED**

A horizontal rectangular sample showing a brushed texture. The surface is a light tan color with fine, irregular, and somewhat parallel ridges and grooves, giving it a tactile, slightly rough appearance.


**NATURAL**


A horizontal rectangular sample showing a natural texture. The surface is a light tan color with large, irregular, and somewhat symmetrical patterns that resemble natural stone or wood grain, with deep, darkish brown veins.

**LEATHER**


A horizontal rectangular sample showing a leather texture. The surface is a light tan color with a dense, irregular, and somewhat pebbled pattern, characteristic of natural leather grain.

**MIRROR**


A horizontal rectangular sample showing a mirror texture. The surface is a solid, uniform light tan color with a smooth, reflective finish, appearing as a flat, untextured surface.








**BRUSHED**

A close-up photograph of a reddish-brown surface with a brushed texture. The surface is covered in fine, irregular lines and creases, giving it a weathered and tactile appearance.


**NATURAL**


A close-up photograph of a reddish-brown surface with a natural texture. The surface is smooth but shows subtle variations in color and some faint, irregular lines, suggesting a natural material like stone or wood.

**LEATHER**

A close-up photograph of a reddish-brown surface with a leather texture. The surface is covered in a dense, irregular pattern of small, raised and recessed areas, characteristic of leather grain.

**MIRROR**

A close-up photograph of a reddish-brown surface with a mirror texture. The surface is completely smooth and uniform in color, reflecting light in a way that gives it a glossy, mirror-like appearance.






































*Elegance Carved in Every Stone*

**Darshan Gandhi** 📞 +91-9890952991

✉️ [navkarstonespune@gmail.com](mailto:navkarstonespune@gmail.com)

🌐 [www.nspune.com](http://www.nspune.com)

📍 SR No 26/1, Kondhwa Budruk,  
Near Khadi Machine Chowk,  
Pune-411048